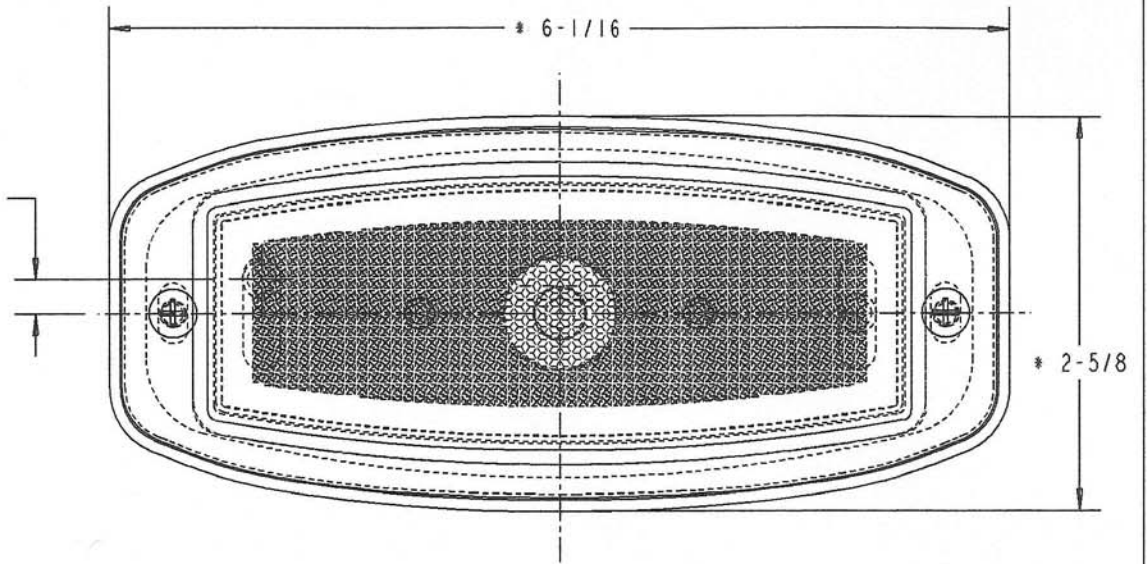
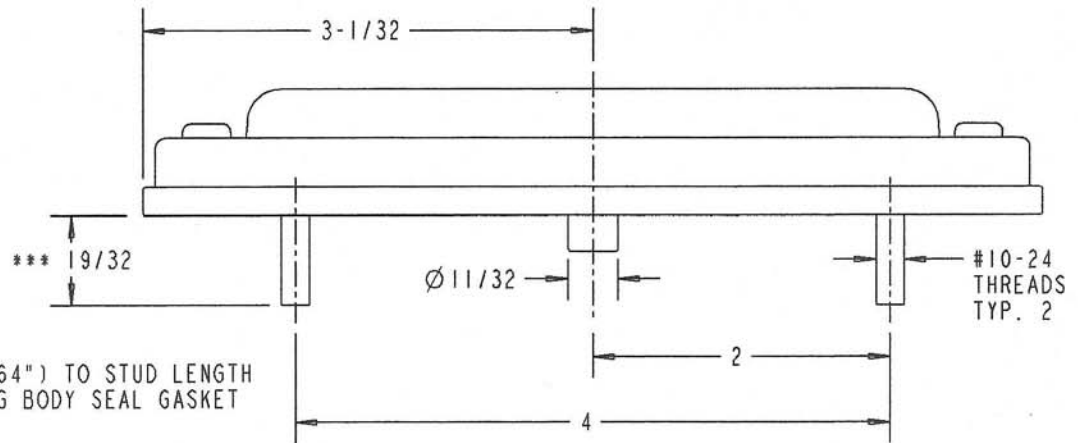
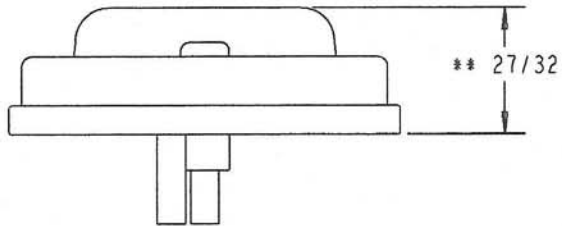


\* NOTE: SUBTRACT .180" (3/16") FROM DIMENSIONS IF NOT USING BODY SEAL GASKET

7/32 STUD OFFSET - DRIVER'S SIDE ASSEMBLY SHOWN FOR PASSENGER SIDE ASSEMBLY, STUD IS BELOW  $\phi$



\*\* NOTE: SUBTRACT .110" (7/64") FROM HEIGHT DIMENSION IF NOT USING BODY SEAL GASKET



\*\*\* NOTE: ADD .110" (7/64") TO STUD LENGTH DIMENSION IF NOT USING BODY SEAL GASKET



41-48 CHEVY COMPLETE LIGHT ASSEMBLY DIMENSIONS

WWW.COOL-LEDS.COM  
812-265-0062  
Fax: 877-682-4909

2/03/2006 REV -

(7/8 SCALE)